

Densities, Ultrasonic Velocities, Viscosities, and Electrical Conductivities of Aqueous Solutions of $\text{Mg}(\text{OAc})_2$ and $\text{Mg}(\text{NO}_3)_2$

Abdul Wahab,[†] Sekh Mahiuddin,^{*,†} Glenn Hefter,[‡] and Werner Kunz[§]

Material Science Division, Regional Research Laboratory, Jorhat 785 006, Assam, India, Department of Chemistry, Murdoch University, Murdoch, Western Australia 6150, Australia, and Institut für Physikalische und Theoretische Chemie, Universität Regensburg, D-93040 Regensburg, Germany

The ultrasonic velocities, densities, viscosities, and electrical conductivities of aqueous solutions of magnesium nitrate and magnesium acetate have been measured as functions of concentration ($0.0145 \leq m/\text{mol}\cdot\text{kg}^{-1} \leq 6.545$) and temperature $273.15 \leq T/\text{K} \leq 323.15$. The results are in reasonable agreement with literature data where comparisons are possible. The viscosity and electrical conductivity data are consistent with greater ion association in $\text{Mg}(\text{OAc})_2$ solutions.

Introduction

The behavior of electrolyte solutions is important in many areas of solution chemistry¹ as well as in living cells,² seawater,³ and soils.^{4–6} Industrial applications generally involve moderate to very high salt concentrations,⁷ so reliable data on physico-chemical properties over wide concentration and temperature ranges are desirable.

Densities,^{8–10} viscosities,^{9,10} and conductivities^{11–13} of $\text{Mg}(\text{OAc})_2(\text{aq})$ and $\text{Mg}(\text{NO}_3)_2(\text{aq})$ available in the literature are quite old and are limited with respect to temperature and concentration ranges. For example, the International Critical Tables of 1921,¹¹ to the best of our knowledge, is the only readily available source of conductivity data for $\text{Mg}(\text{OAc})_2(\text{aq})$; while satisfactory values up to $\sim 5.5 \text{ mol}\cdot\text{kg}^{-1}$ exist at 298.15 K, there are large incremental gaps. For $\text{Mg}(\text{NO}_3)_2(\text{aq})$, the available literature data^{12,13} differ by up to 34 %. No viscosity data appear to have been published for $\text{Mg}(\text{OAc})_2(\text{aq})$, and there have been few reported measurements of speed of sound data for the solutions of either salt.^{8,14}

Accordingly, this paper presents a systematic study of the ultrasonic velocities, densities, viscosities, and electrical conductivities of the aqueous solutions of $\text{Mg}(\text{NO}_3)_2$ and $\text{Mg}(\text{OAc})_2$ as functions of concentration and temperature over wide ranges. A detailed interpretation of these results along with molecular dynamics simulations and Raman spectra have been presented elsewhere,¹⁵ so discussion here is deliberately limited.

Experimental Section

$\text{Mg}(\text{OAc})_2\cdot 4\text{H}_2\text{O}$ (>99 %, SRL, India) and $\text{Mg}(\text{NO}_3)_2\cdot 6\text{H}_2\text{O}$ (>99 %, SD Fine Chemicals, India) were recrystallized twice from double-distilled water and then dried and dehydrated in a vacuum desiccator over P_2O_5 for 2 weeks with replacement of desiccant in between. All solutions were prepared using double-

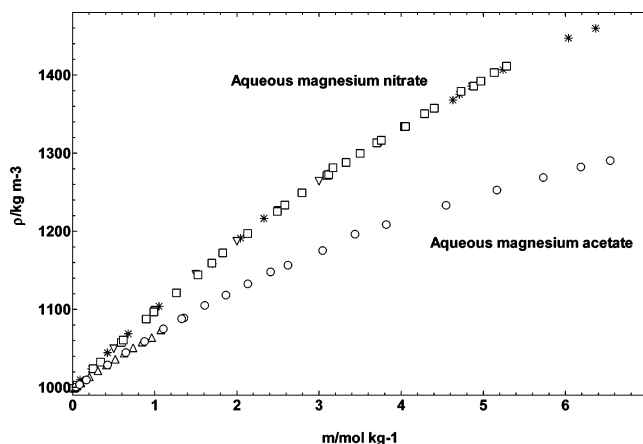


Figure 1. Density isotherms of $\text{Mg}(\text{OAc})_2(\text{aq})$ and $\text{Mg}(\text{NO}_3)_2(\text{aq})$ as a function of concentration at 298.15 K: \circ and \square present results; \triangle , ref 8; ∇ , ref 9; and $*$, ref 10.

distilled water and by successive dilution by volume of stock solutions. Concentrations were checked by complexometric titration against EDTA¹⁶ and are accurate to within ± 0.3 %.

Ultrasonic velocities (u) were determined using a variable path ultrasonic interferometer, M-83 (Mittal Enterprises, India) at 3 MHz. Densities (ρ) of all solutions were measured with a single-stem graduated pycnometer of capacity $\sim 9 \text{ cm}^3$. Viscosities (η) were obtained with a Schott-Geräte AVS 310 unit equipped with an Ubbelohde viscometer. Electrical conductivities (κ) were measured using platinised platinum electrodes at a field frequency of 1 kHz with a Precision Component Analyser 6440A (Wayne Kerr, U.K.) employing a four-terminal connection. The cell constant of 1.237 cm^{-1} , with negligible temperature coefficient, was determined by using a $0.1 \text{ mol}\cdot\text{kg}^{-1}$ aqueous KCl solution at different temperatures.¹⁷ The uncertainties in the ultrasonic velocities, densities, viscosities, and conductivities were estimated to be ± 0.01 %, ± 0.01 %, ± 0.5 %, and ± 0.4 % respectively.

Values of u , ρ , η , and κ for solutions of both salts were measured at temperatures from (273.15 to 323.15) K and concentrations over the range $0.0145 \leq m/\text{mol}\cdot\text{kg}^{-1} \leq 6.545$.

* Corresponding author. E-mail: mahirrljt@yahoo.com.

[†] Regional Research Laboratory.

[‡] Murdoch University.

[§] Universität Regensburg.

Table 2. Ultrasonic Velocities of Aqueous Solutions of Magnesium Acetate and Magnesium Nitrate as Functions of Concentration and Temperature

T/K	$u/\text{m}\cdot\text{s}^{-1}$							
	Mg(OAc) ₂ (aq)							
	0.0414 mol·kg ⁻¹	0.0831 mol·kg ⁻¹	0.1671 mol·kg ⁻¹	0.4247 mol·kg ⁻¹	0.6460 mol·kg ⁻¹	0.8751 mol·kg ⁻¹	1.106 mol·kg ⁻¹	1.354 mol·kg ⁻¹
273.15	1411.1	1421.7	1435.8	1486.1	1523.6	1563.5	1599.6	1633.9
278.15	1433.9	1443.6	1458.6	1504.5	1539.4	1571.6	1611.8	1644.1
283.15	1453.9	1464.2	1477.0	1522.7	1553.8	1584.2	1622.1	1651.4
288.15	1471.7	1481.5	1494.1	1535.1	1566.5	1601.1	1631.4	1659.4
293.15	1487.6	1497.5	1508.3	1545.4	1577.8	1609.8	1639.8	1665.7
298.15	1501.7	1510.4	1520.6	1556.9	1587.3	1616.2	1645.9	1671.1
303.15	1513.4	1521.5	1532.2	1567.4	1595.7	1625.4	1651.6	1676.1
308.15	1523.3	1530.3	1541.4	1575.1	1601.9	1631.2	1655.9	1677.9
313.15	1532.2	1539.0	1547.7	1582.3	1607.4	1635.6	1659.1	1679.3
318.15	1539.3	1546.0	1552.2	1587.9	1613.4	1638.1	1661.5	1683.6
323.15	1544.5	1549.2	1557.7	1591.1	1615.2	1637.7	1662.2	1683.9
	1.608 mol·kg ⁻¹	1.866 mol·kg ⁻¹	2.134 mol·kg ⁻¹	2.411 mol·kg ⁻¹	2.622 mol·kg ⁻¹	3.043 mol·kg ⁻¹	3.437 mol·kg ⁻¹	3.819 mol·kg ⁻¹
273.15	1670.3	1705.9	1742.2	1777.1	1797.1	1840.9	1885.2	1910.1
278.15	1679.6	1713.0	1746.8	1780.1	1799.2	1839.8	1881.6	1903.6
283.15	1685.9	1718.2	1750.4	1781.4	1799.1	1838.2	1877.4	1897.9
288.15	1692.8	1722.3	1752.7	1782.9	1799.1	1835.6	1872.2	1891.9
293.15	1697.3	1725.6	1754.5	1782.6	1798.8	1832.8	1866.8	1884.3
298.15	1700.3	1727.7	1754.6	1781.9	1797.3	1829.5	1861.2	1878.0
303.15	1703.0	1728.9	1755.5	1781.3	1795.2	1824.8	1855.5	1870.5
308.15	1705.0	1728.9	1754.2	1782.5	1791.3	1819.5	1847.8	1862.6
313.15	1704.6	1728.4	1752.5	1778.6	1787.1	1815.0	1840.3	1854.1
318.15	1705.8	1727.8	1749.8	1773.8	1782.8	1808.1	1832.0	1846.6
323.15	1703.7	1725.0	1746.5	1767.3	1778.6	1800.3	1825.0	1837.4
	4.547 mol·kg ⁻¹	5.165 mol·kg ⁻¹	5.732 mol·kg ⁻¹					
273.15	1953.7							
278.15	1945.3							
283.15	1936.1	1964.1						
288.15	1927.4	1953.3						
293.15	1917.4	1940.8	1954.7					
298.15	1908.0	1929.7	1940.2					
303.15	1899.1	1919.0	1926.8					
308.15	1888.8	1908.0	1914.4					
313.15	1878.9	1896.0	1920.2					
318.15	1868.1	1882.7	1888.5					
323.15	1857.2	1871.0	1874.6					
	Mg(NO ₃) ₂ (aq)							
	0.0145 mol·kg ⁻¹	0.0528 mol·kg ⁻¹	0.2491 mol·kg ⁻¹	0.3405 mol·kg ⁻¹	0.6173 mol·kg ⁻¹	0.8960 mol·kg ⁻¹	0.9898 mol·kg ⁻¹	1.262 mol·kg ⁻¹
273.15	1410.5	1415.6	1430.4	1443.0	1469.3	1498.6	1510.3	1538.0
278.15	1434.8	1438.7	1451.6	1456.8	1486.9	1514.8	1524.8	1551.3
283.15	1449.2	1458.5	1470.7	1475.6	1503.7	1529.0	1538.8	1563.1
288.15	1471.7	1477.1	1487.6	1491.5	1517.8	1541.2	1550.4	1573.8
293.15	1484.3	1486.7	1501.9	1507.0	1530.1	1553.1	1561.5	1582.5
298.15	1498.3	1500.5	1514.9	1519.0	1540.9	1563.0	1570.8	1590.0
303.15	1509.5	1511.9	1526.5	1529.9	1550.7	1571.2	1578.7	1596.4
308.15	1520.8	1522.6	1536.2	1539.2	1559.2	1578.7	1585.6	1602.4
313.15	1532.2	1531.9	1544.5	1546.0	1566.4	1584.7	1591.3	1607.1
318.15	1540.2	1541.4	1554.4	1552.3	1572.0	1590.0	1596.3	1612.6
323.15	1545.7	1548.0	1559.2	1563.6	1576.6	1593.9	1600.3	1614.9
	1.525 mol·kg ⁻¹	1.827 mol·kg ⁻¹	2.131 mol·kg ⁻¹	2.493 mol·kg ⁻¹	2.793 mol·kg ⁻¹	3.118 mol·kg ⁻¹	3.170 mol·kg ⁻¹	3.501 mol·kg ⁻¹
273.15	1566.3	1600.5	1632.0	1664.6	1693.2	1721.2	1730.6	1752.4
278.15	1577.1	1610.1	1639.7	1670.1	1696.9	1723.7	1733.0	1753.7
283.15	1587.6	1617.9	1645.2	1675.2	1700.3	1725.7	1734.2	1754.9
288.15	1596.3	1625.4	1650.6	1677.8	1703.5	1727.3	1735.3	1755.4
293.15	1604.4	1631.9	1656.3	1682.1	1705.3	1728.1	1736.5	1755.4
298.15	1611.1	1637.3	1660.5	1685.3	1706.5	1728.8	1736.6	1754.6
303.15	1617.0	1641.0	1663.8	1686.8	1708.1	1729.1	1736.9	1753.9
308.15	1621.7	1644.8	1666.7	1688.0	1708.9	1728.7	1735.9	1752.2
313.15	1625.9	1647.8	1667.8	1688.9	1709.0	1728.1	1734.7	1751.2
318.15	1629.5	1650.5	1668.7	1689.3	1708.7	1727.2	1733.9	1748.8
323.15	1631.4	1651.2	1667.3	1689.2	1707.5	1725.2	1731.8	1744.0
	3.757 mol·kg ⁻¹	4.051 mol·kg ⁻¹	4.285 mol·kg ⁻¹	4.403 mol·kg ⁻¹	4.883 mol·kg ⁻¹	5.134 mol·kg ⁻¹		
273.15	1771.9	1791.3	1808.5	1820.2				
278.15	1772.4	1791.4	1807.3	1815.4				
283.15	1771.9	1790.4	1806.3	1813.5	1847.2			
288.15	1771.3	1789.6	1804.5	1810.8	1842.3			
293.15	1771.3	1787.5	1802.4	1809.3	1838.8			
298.15	1774.2	1786.2	1800.3	1806.6	1831.8	1855.2		
303.15	1772.5	1783.6	1797.4	1804.5	1830.6	1842.9		
308.15	1770.5	1781.1	1794.4	1800.6	1826.2	1838.4		
313.15	1767.8	1778.4	1791.3	1797.9	1823.1	1834.3		
318.15	1761.7	1776.0	1787.8	1794.4	1818.4	1832.8		
323.15	1758.7	1770.9	1783.2	1789.3	1811.5	1828.2		

Table 3. Viscosities of Aqueous Solutions of Magnesium Acetate and Magnesium Nitrate as Functions of Concentration and Temperature

<i>T</i> /K	η /mPa·s						
	$\text{Mg}(\text{OAc})_2(\text{aq})$						
	0.0414 mol·kg ⁻¹	0.0831 mol·kg ⁻¹	0.1671 mol·kg ⁻¹	0.4247 mol·kg ⁻¹	0.6460 mol·kg ⁻¹	0.8751 mol·kg ⁻¹	1.106 mol·kg ⁻¹
273.15	1.895	1.974	2.142	2.763	3.520	4.302	5.537
278.15	1.603	1.663	1.805	2.301	2.887	3.533	4.511
283.15	1.374	1.423	1.540	1.954	2.444	2.956	3.725
288.15	1.196	1.238	1.335	1.677	2.072	2.499	3.138
293.15	1.052	1.089	1.170	1.461	1.788	2.150	2.678
298.15	0.9322	0.9640	1.034	1.286	1.566	1.873	2.310
303.15	0.8350	0.8624	0.9234	1.141	1.383	1.640	2.014
308.15	0.7529	0.7775	0.8306	1.021	1.231	1.450	1.774
313.15	0.6835	0.7037	0.7523	0.9195	1.105	1.294	1.573
318.15	0.6244	0.6418	0.6857	0.8341	0.9967	1.163	1.405
323.15	0.5741	0.5893	0.6282	0.7596	0.9059	1.052	1.271
	1.354 mol·kg ⁻¹	1.608 mol·kg ⁻¹	1.866 mol·kg ⁻¹	2.134 mol·kg ⁻¹	2.411 mol·kg ⁻¹	2.622 mol·kg ⁻¹	3.043 mol·kg ⁻¹
273.15	7.125	9.270	12.12	16.35	23.36	28.17	45.46
278.15	5.709	7.376	9.522	12.57	17.59	21.20	33.22
283.15	4.687	5.959	7.615	9.905	13.67	16.25	24.92
288.15	3.895	4.919	6.192	8.005	10.80	12.79	19.07
293.15	3.294	4.125	5.143	6.573	8.745	10.25	14.98
298.15	2.821	3.504	4.320	5.472	7.183	8.354	12.02
303.15	2.446	3.011	3.688	4.619	6.056	6.928	9.798
308.15	2.139	2.631	3.181	3.943	5.121	5.819	8.110
313.15	1.887	2.304	2.771	3.404	4.373	4.948	6.797
318.15	1.679	2.027	2.437	2.967	3.777	4.254	5.774
323.15	1.503	1.804	2.166	2.610	3.295	3.695	4.961
	3.437 mol·kg ⁻¹	4.001 mol·kg ⁻¹	4.563 mol·kg ⁻¹	4.929 mol·kg ⁻¹	5.410 mol·kg ⁻¹	5.732 mol·kg ⁻¹	6.187 mol·kg ⁻¹
273.15	85.35	167.7	374.7				
278.15	59.47	110.6	234.4				
283.15	43.12	77.03	153.7	208.4			
288.15	31.95	55.77	105.5	140.3			
293.15	24.40	41.34	75.04	97.76			
298.15	19.05	31.38	55.00	70.36	141.2		
303.15	15.20	24.27	41.02	51.77	99.40	135.8	
308.15	12.30	19.17	31.43	39.25	72.56	96.97	175.6
313.15	10.13	15.43	24.53	30.41	54.06	71.46	120.0
318.15	8.453	12.63	19.60	24.03	41.38	53.77	87.61
323.15	7.136	10.52	15.97	19.29	32.16	41.44	65.72
	$\text{Mg}(\text{NO}_3)_2(\text{aq})$						
	0.0145 mol·kg ⁻¹	0.0528 mol·kg ⁻¹	0.2491 mol·kg ⁻¹	0.5931 mol·kg ⁻¹	0.9898 mol·kg ⁻¹	1.262 mol·kg ⁻¹	1.827 mol·kg ⁻¹
273.15	1.852	1.874	1.958	2.122	2.391	2.659	3.232
278.15	1.556	1.580	1.654	1.805	2.047	2.268	2.765
283.15	1.339	1.357	1.429	1.564	1.775	1.971	2.400
288.15	1.164	1.180	1.244	1.367	1.554	1.727	2.098
293.15	1.021	1.038	1.092	1.209	1.378	1.530	1.859
298.15	0.9075	0.9227	0.9713	1.079	1.232	1.366	1.662
303.15	0.8115	0.8250	0.8716	0.9679	1.112	1.228	1.493
308.15	0.7364	0.7450	0.7877	0.8757	1.005	1.110	1.342
313.15	0.6666	0.6778	0.7155	0.7972	0.9130	1.008	1.305
318.15	0.6082	0.6200	0.6550	0.7284	0.8367	0.9225	1.117
323.15	0.5591	0.5708	0.6023	0.6703	0.7676	0.8482	1.028
	2.131 mol·kg ⁻¹	2.584 mol·kg ⁻¹	3.096 mol·kg ⁻¹	3.329 mol·kg ⁻¹	3.704 mol·kg ⁻¹	4.039 mol·kg ⁻¹	4.403 mol·kg ⁻¹
273.15	3.587	4.348	5.355	5.964	6.966	8.210	9.677
278.15	3.062	3.696	4.538	5.056	5.857	6.897	8.051
283.15	2.663	3.207	3.946	4.336	5.020	5.864	6.845
288.15	2.330	2.821	3.408	3.754	4.345	5.051	6.038
293.15	2.064	2.471	3.002	3.308	3.807	4.432	5.111
298.15	1.842	2.206	2.665	2.921	3.367	3.889	4.493
303.15	1.654	1.969	2.380	2.611	2.998	3.462	3.977
308.15	1.498	1.777	2.146	2.343	2.692	3.089	3.555
313.15	1.364	1.616	1.947	2.128	2.435	2.798	3.199
318.15	1.245	1.473	1.772	1.935	2.216	2.545	2.895
323.15	1.145	1.353	1.629	1.772	2.028	2.319	2.641
	4.728 mol·kg ⁻¹	4.970 mol·kg ⁻¹	5.282 mol·kg ⁻¹				
273.15	11.85						
278.15	9.740						
283.15	8.233						
288.15	7.067	7.798					
293.15	6.098	6.799					
298.15	5.349	5.933	7.034				
303.15	4.730	5.225	6.141				
308.15	4.262	4.654	5.506				
313.15	3.817	4.176	4.924				
318.15	3.456	3.760	4.426				
323.15	3.107	3.418	3.975				

Table 4. Least-Squares Fitted Values of the Parameters of Equation 2 for Mg(OAc)₂(aq) and Mg(NO₃)₂(aq) Systems

T/K	ln a_0 mPa·s	b_0 mPa·s·kg·mol ⁻¹	c_0 mPa·s·kg ² ·mol ⁻²	SD in ln η
		Mg(OAc) ₂ (aq)		
273.15	0.6167 ± 0.0189	0.9121 ± 0.0283	0.0534 ± 0.0084	0.0333
298.15	-0.1013 ± 0.0151	0.8178 ± 0.0160	0.0157 ± 0.0033	0.0296
323.15	-0.5541 ± 0.0206	0.6747 ± 0.0169	0.0133 ± 0.0026	0.0436
		Mg(NO ₃) ₂ (aq)		
273.15	0.6060 ± 0.0063	0.2553 ± 0.0069	0.0289 ± 0.0015	0.0113
298.15	-0.0984 ± 0.0063	0.2962 ± 0.0061	0.0166 ± 0.0011	0.0116
323.15	-0.5810 ± 0.0056	0.3099 ± 0.0054	0.0109 ± 0.0010	0.0103

Schott-Geräte CT 1450 or Julabo F32 HP thermostats were used to control solution temperatures to ± 0.02 K.

Results and Discussion

Densities. The measured densities (ρ) of the aqueous solutions of Mg(OAc)₂ and Mg(NO₃)₂ (Table 1) were found to vary linearly with temperature at a fixed concentration. The density isotherms for both salts at 298.15 K are depicted in Figure 1 and agree to within ± 0.4 % with literature data^{8–10} for both systems.

Ultrasonic Velocities. The experimental ultrasonic velocities (u) in Mg(OAc)₂(aq) and Mg(NO₃)₂(aq) are given as functions of temperature and concentration in Table 2. Where comparison was possible, at 298.15 K, the data were comparable to within ± 0.2 % with literature values.^{8,14} Plots of $(u - u_0)/m$ versus $m^{1/2}$ at 298.15 K (not shown), where u_0 is the ultrasonic velocity in pure water, exhibit a maximum at ~0.3 and ~2.0 mol kg⁻¹ for Mg(OAc)₂(aq) and Mg(NO₃)₂(aq), respectively, similar to those observed for other inorganic salt solutions.^{18,19} Such maxima are due to the transition from free hydrated ions to solvent-shared ion pairs or the formation of ion clusters.^{15,18}

Isentropic compressibilities, $\kappa_s (= (u^2\rho)^{-1})$ of Mg(OAc)₂(aq) and Mg(NO₃)₂(aq) derived from the sound velocities and solution densities are plotted against concentration at 298.15 K in Figure 2. An empirical equation^{19,20}

$$\kappa_s = a_1 + b_1m + c_1m^{1.5} + d_1m^2 + e_1m^{2.5} + f_1m^3 \quad (1)$$

was used to describe the κ_s isotherms, where a_1 , b_1 , c_1 , d_1 , e_1 , and f_1 are temperature-dependent parameters, and m is the concentration in mol·kg⁻¹. The numerical values of these parameters are reported elsewhere.¹⁵

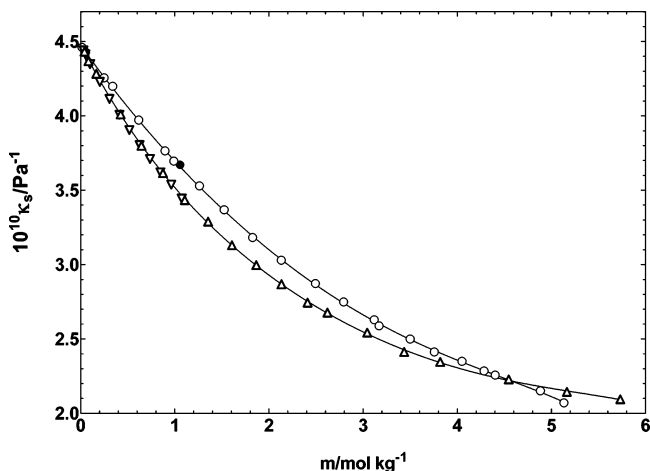


Figure 2. Present results for the isentropic compressibilities of aqueous solutions of Mg(OAc)₂ (open triangles) and Mg(NO₃)₂ (open circles) as a function of concentration at 298.15 K. Solid curves are calculated from eq 1. Literature data: ▽, ref 8; ●, ref 14.

The isentropic compressibility of Mg(OAc)₂(aq) at any given concentration up to ~4.6 mol·kg⁻¹ is lower than that of Mg(NO₃)₂(aq) (Figure 2). As discussed elsewhere,¹⁵ this implies that OAc⁻ is more efficient in influencing the water molecules in its immediate vicinity than NO₃⁻. At higher concentrations, > 4.5 mol·kg⁻¹, the κ_s isotherm of Mg(NO₃)₂(aq) crosses over that of Mg(OAc)₂(aq), suggesting a strong ion pair formation resulting in more rigid structure with lesser compressibility in the former.

Viscosity. The measured viscosities (η) of aqueous solutions of Mg(OAc)₂ and Mg(NO₃)₂ at different concentrations and temperatures are given in Table 3; isotherms are depicted in Figure 3. The present viscosities for Mg(NO₃)₂(aq) at 298.15 K are comparable to within ± 5 % with literature values.^{9,10} For Mg(OAc)₂(aq), no previous viscosity data to the best of

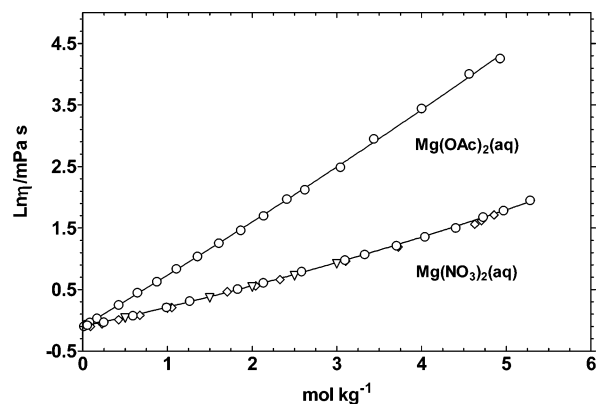


Figure 3. Variation of viscosity with concentration for aqueous solutions of Mg(OAc)₂ (open symbols) and Mg(NO₃)₂ (solid symbols) at 298.15 K; ▽, ref 9; ◇, ref 10.

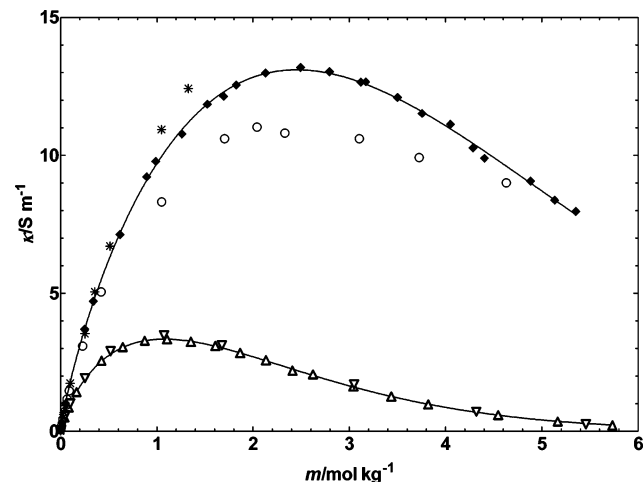


Figure 4. Variation of the present electrical conductivities with concentration for aqueous solutions of Mg(OAc)₂ (open triangles) and Mg(NO₃)₂ (solid diamonds) at 298.15 K. Literature data: ▽, ref 11; ×, ref 12; ○, ref 13.

Table 5. Electrical Conductivities of Aqueous Solutions of Magnesium Acetate and Magnesium Nitrate as Functions of Concentration and Temperature

T/K	$\kappa/S\cdot m^{-1}$								
	Mg(OAc) ₂ (aq)								
	0.0414 mol·kg ⁻¹	0.0831 mol·kg ⁻¹	0.1671 mol·kg ⁻¹	0.4247 mol·kg ⁻¹	0.6460 mol·kg ⁻¹	0.8751 mol·kg ⁻¹	1.106 mol·kg ⁻¹	1.354 mol·kg ⁻¹	
273.15	0.2574	0.4452	0.7388	1.306	1.531	1.615	1.590	1.496	
278.15	0.3011	0.5225	0.8632	1.532	1.810	1.914	1.899	1.801	
283.15	0.3482	0.6030	0.9947	1.776	2.100	2.233	2.237	2.135	
288.15	0.3968	0.6870	1.134	2.028	2.411	2.573	2.584	2.493	
293.15	0.4473	0.7717	1.276	2.288	2.727	2.922	2.951	2.862	
298.15	0.5001	0.8612	1.422	2.556	3.054	3.281	3.331	3.248	
303.15	0.5540	0.9531	1.574	2.828	3.384	3.648	3.722	3.644	
308.15	0.6094	1.047	1.727	3.103	3.724	4.025	4.114	4.050	
313.15	0.6656	1.142	1.881	3.378	4.064	4.405	4.516	4.463	
318.15	0.7221	1.235	2.036	3.652	4.406	4.779	4.919	4.887	
323.15	0.7785	1.332	2.192	3.924	4.748	5.155	5.318	5.305	
	1.608 mol·kg ⁻¹	1.866 mol·kg ⁻¹	2.134 mol·kg ⁻¹	2.411 mol·kg ⁻¹	2.622 mol·kg ⁻¹	3.043 mol·kg ⁻¹	3.437 mol·kg ⁻¹	3.819 mol·kg ⁻¹	
273.15	1.370	1.206	1.039	0.8363	0.7557	0.5375	0.3812	0.2662	
278.15	1.666	1.485	1.293	1.053	0.9618	0.7035	0.5088	0.3637	
283.15	1.997	1.787	1.582	1.306	1.200	0.8967	0.6629	0.4832	
288.15	2.343	2.122	1.893	1.576	1.523	1.115	0.8466	0.6244	
293.15	2.710	2.470	2.224	1.876	1.826	1.360	1.049	0.7878	
298.15	3.093	2.836	2.579	2.199	2.061	1.630	1.262	0.9737	
303.15	3.493	3.214	2.948	2.540	2.388	1.922	1.504	1.180	
308.15	3.900	3.615	3.328	2.899	2.734	2.233	1.770	1.407	
313.15	4.315	4.026	3.723	3.272	3.092	2.559	2.052	1.653	
318.15	4.732	4.444	4.120	3.653	3.460	2.896	2.347	1.911	
323.15	5.153	4.827	4.528	4.053	3.834	3.234	2.651	2.182	
	4.547 mol·kg ⁻¹	5.165 mol·kg ⁻¹	5.732 mol·kg ⁻¹	6.187 mol·kg ⁻¹	6.545 mol·kg ⁻¹				
273.15	0.1317	0.0601							
278.15	0.1881	0.0925							
283.15	0.2639	0.1364							
288.15	0.3547	0.1930	0.1089						
293.15	0.4634	0.2648	0.1547						
298.15	0.5891	0.3528	0.2126						
303.15	0.7353	0.4571	0.2822	0.1846					
308.15	0.9039	0.5801	0.3672	0.2472					
313.15	1.089	0.7180	0.4677	0.3223					
318.15	1.290	0.8715	0.5803	0.4094					
323.15	1.503	1.036	0.7088	0.5105	0.4031				
	Mg(NO ₃) ₂ (aq)								
	0.0145 mol·kg ⁻¹	0.0528 mol·kg ⁻¹	0.2491 mol·kg ⁻¹	0.3405 mol·kg ⁻¹	0.6173 mol·kg ⁻¹	0.8960 mol·kg ⁻¹	0.9898 mol·kg ⁻¹	1.262 mol·kg ⁻¹	
273.15	0.1698	0.5571	2.109	2.731	4.159	5.437	5.788	6.413	
278.15	0.1954	0.6397	2.405	3.109	4.721	6.150	6.542	7.238	
283.15	0.2216	0.7260	2.713	3.498	5.298	6.884	7.321	8.096	
288.15	0.2491	0.8146	3.028	3.897	5.907	7.641	8.115	8.964	
293.15	0.2779	0.9062	3.358	4.285	6.500	8.421	8.942	9.864	
298.15	0.3078	1.001	3.700	4.710	7.134	9.221	9.783	10.78	
303.15	0.3386	1.098	4.045	5.140	7.765	10.02	10.63	11.70	
308.15	0.3699	1.197	4.391	5.576	8.409	10.82	11.49	12.63	
313.15	0.4019	1.297	4.748	6.017	9.056	11.66	12.36	14.55	
318.15	0.4343	1.398	5.102	6.463	9.702	12.46	13.21	14.47	
323.15	0.4666	1.496	5.448	6.915	10.33	13.25	14.04	15.45	
	1.525 mol·kg ⁻¹	1.694 mol·kg ⁻¹	1.827 mol·kg ⁻¹	2.131 mol·kg ⁻¹	2.493 mol·kg ⁻¹	2.793 mol·kg ⁻¹	3.118 mol·kg ⁻¹	3.170 mol·kg ⁻¹	
273.15	7.008	7.195	7.549	7.734	7.767	7.599	7.280	7.242	
278.15	7.926	8.126	8.434	8.733	8.794	8.625	8.293	8.257	
283.15	8.881	9.085	9.438	9.762	9.852	9.681	9.339	9.301	
288.15	9.845	10.07	10.46	10.81	10.95	10.78	10.41	10.40	
293.15	10.85	11.07	11.49	11.89	12.06	11.90	11.51	11.53	
298.15	11.86	12.14	12.55	12.99	13.19	13.04	12.66	12.67	
303.15	12.91	13.13	13.64	14.10	14.34	14.34	13.80	13.84	
308.15	13.94	14.17	14.69	15.22	15.49	15.34	14.94	14.99	
313.15	14.99	15.21	15.76	16.33	16.62	16.49	16.09	16.17	
318.15	16.05	16.29	16.83	17.44	17.78	17.64	17.24	17.33	
323.15	17.12	17.61	17.89	18.58	18.88	18.79	18.36	18.44	
	3.501 mol·kg ⁻¹	3.757 mol·kg ⁻¹	4.051 mol·kg ⁻¹	4.285 mol·kg ⁻¹	4.403 mol·kg ⁻¹	4.883 mol·kg ⁻¹	5.134 mol·kg ⁻¹	5.352 mol·kg ⁻¹	
273.15	6.857	6.435	6.131	5.576	5.399	4.737			
278.15	7.835	7.386	7.054	6.443	6.222	5.524			
283.15	8.850	8.372	8.026	7.347	7.093	6.358			
288.15	9.893	9.382	9.028	8.290	8.001	7.225	6.621		
293.15	10.98	10.44	10.06	9.277	8.933	8.133	7.482		
298.15	12.10	11.52	11.13	10.28	9.898	9.066	8.376	7.970	
303.15	13.21	12.61	12.20	11.30	10.87	10.02	9.283	8.848	
308.15	14.35	13.70	13.27	12.33	11.87	10.99	10.20	9.740	
313.15	15.49	14.81	14.37	13.37	12.87	11.98	11.13	10.65	
318.15	16.59	15.90	15.45	14.43	13.87	12.99	12.07	11.57	
323.15	17.63	16.97	16.50	15.47	15.07	13.91	12.99	12.47	

Table 6. Least-Squares Fitted Values of the Parameters of Equation 3 for Mg(OAc)₂(aq) and Mg(NO₃)₂(aq) at Different Temperatures

T/K	$\kappa_{\max}/S\cdot m^{-1}$	$\mu/\text{mol}\cdot\text{kg}^{-1}$	a	$10^{-3}b/\text{kg}^2\cdot\text{mol}^{-2}$	SD in κ
Mg(OAc) ₂ (aq)					
273.15	1.616 ± 0.004	0.935 ± 0.005	0.832 ± 0.010	-0.048 ± 0.004	0.009
298.15	3.344 ± 0.009	1.078 ± 0.006	0.811 ± 0.011	-0.025 ± 0.003	0.021
323.15	5.351 ± 0.012	1.199 ± 0.006	0.786 ± 0.009	-0.012 ± 0.002	0.029
Mg(NO ₃) ₂ (aq)					
273.15	7.730 ± 0.025	2.347 ± 0.015	0.857 ± 0.025	-0.032 ± 0.025	0.066
298.15	13.10 ± 0.040	2.454 ± 0.017	0.840 ± 0.022	-0.021 ± 0.002	0.112
323.15	18.84 ± 0.05	2.513 ± 0.015	0.835 ± 0.017	-0.014 ± 0.002	0.130

our knowledge have been reported in wide concentration and temperature ranges.

Horvath²¹ has reviewed the available theoretical and empirical equations for describing viscosity isotherms of electrolyte solutions. A semiempirical equation

$$\eta = a_0 \exp(b_0 m + c_0 m^2) \quad (2)$$

where a_0 , b_0 , and c_0 are adjustable temperature-dependent parameters has been shown to be useful over wide concentration ranges.^{10,21–23}

It is apparent from Table 4 and Figure 3 that eq 2 adequately fits the viscosity data of Mg(OAc)₂(aq) and Mg(NO₃)₂(aq). The value of a_0 corresponds to the viscosity at infinite dilution but is ~1.0 to 5.0 % higher than that of pure water at the corresponding temperature due to the extrapolation from higher concentrations. The noteworthy point is the higher value (~2 to 4 times) of b_0 for Mg(OAc)₂(aq) compared with Mg(NO₃)₂(aq) over the temperature range studied. This probably reflects the higher ion–solvent interactions in the former. It has been shown²² that the product of a_0 and b_0 yields the Jones–Dole viscosity B -coefficient. For Mg(OAc)₂(aq) and Mg(NO₃)₂(aq), the present results give 0.74 and 0.28, respectively, at 298.15 K, which are roughly comparable (~18 % deviation) with the reported values.²⁴ In Mg(OAc)₂(aq), b_0 decreases with increasing temperature. This trend is the reverse in Mg(NO₃)₂(aq), again reflecting, most probably, the difference in ion associations or ion clusters formation in the two aqueous systems.¹⁵

Electrical Conductivity. The measured values of the electrical conductivity (κ) of Mg(OAc)₂(aq) and Mg(NO₃)₂(aq) are tabulated in Table 5. The present values are ~3 to 6 %¹¹ and ~16 %,^{12,13} respectively, lower or higher than the literature values at 298.15 K. The sources of these discrepancies are not known. The present results employing four-terminal connections and a higher quality bridge should be more reliable.

Theoretical and empirical expressions for describing electrical conductivities over wide concentration ranges are limited.^{7,13,25} The Casteel–Amis equation^{26,27}

$$\kappa = \kappa_{\max} (m/\mu)^d \exp[b(m - \mu)^2 - a(m - \mu)/\mu] \quad (3)$$

where μ is the concentration corresponding to the maximum conductivity κ_{\max} at a given temperature, a and b are empirical parameters, and m is concentration in mol·kg⁻¹ has been widely used. The least-squares fitted values of the parameters of eq 3 are summarized in Table 6.

From Figure 4, it is apparent that the variations of the conductivity isotherms with concentration for the two systems are quite different. The lower κ for Mg(OAc)₂(aq) reflects the greater association of Mg²⁺ with OAc⁻ than with NO₃⁻ as discussed elsewhere.¹⁵

Acknowledgment

A.W. and S.M. are grateful to the Director, Regional Research Laboratory, Jorhat, India, for interest in this work.

Literature Cited

- (1) Marcus, Y. *Ion Solvation*; John Wiley & Sons: Chichester, U.K., 1985.
- (2) Lippard, S. J. Bioinorganic chemistry: a maturing frontier. *Science* **1993**, *261*, 699–700.
- (3) Lide, D. R., Ed. *Handbook of Chemistry and Physics*, 76th ed.; CRC Press: Boca Raton, FL, 1995; p XIV-11.
- (4) Berthelin, J. Microbial process occurring in hydromorphic soils of temperate region. Effect of pedogenesis. *Pedol., Gand* **1982**, *32*, 313–328.
- (5) Semmler, J.; Irish, D. E.; Oseki, T. Vibrational spectra studies of solutions at elevated temperature and pressure. 12. Magnesium acetate. *Geochim. Cosmochim. Acta* **1990**, *54*, 947–953.
- (6) Oum, K. W.; Lakin, M. J.; Dehaan, D. O.; Brauers, T.; Finlayson-Pitts, B. J. Formation of molecular chlorine from the photolysis of ozone and aqueous sea-salt particles. *Science* **1998**, *279*, 74–76.
- (7) Smedley, S. I. *Interpretation of Ionic Conductivity in Liquids*; Plenum: New York, 1980.
- (8) Emara, M. M.; Farid, N. A. Thermodynamic molar properties of aqueous solutions of Ca and Mg salts using sound velocity measurements. *J. Indian Chem. Soc.* **1981**, *58*, 474–478.
- (9) Doan, T. H.; Sangster, J. Viscosities of concentrated aqueous solutions of some 1:1, 2:1, and 3:1 nitrates at 25 °C. *J. Chem. Eng. Data* **1981**, *26*, 141–144.
- (10) Mahiuddin, S.; Ismail, K. Temperature and concentration dependence of viscosity of Mg(NO₃)₂–H₂O systems. *Can. J. Chem.* **1982**, *60*, 2883–2888.
- (11) Washburn, E. W., Ed. *International Critical Tables of Numerical Data, Physics, Chemistry and Technology*; McGraw-Hill: New York, 1928; Vol. VI, p 254.
- (12) Washburn, E. W., Ed. *International Critical Tables of Numerical Data, Physics, Chemistry and Technology*; McGraw-Hill: New York, 1928; Vol. VI, p 238.
- (13) Mahiuddin, S.; Ismail, K. Study of the concentration dependence of the conductance of aqueous electrolytes. *J. Phys. Chem.* **1984**, *88*, 1027–1031.
- (14) Behrends, R.; Miecznik, P.; Kaatz, U. Ion-complex formation in aqueous solutions of calcium nitrate. Acoustical absorption spectrometry study. *J. Phys. Chem. A* **2002**, *106*, 6039–6043.
- (15) Wahab, A.; Mahiuddin, S.; Hefter, G.; Kunz, W.; Minofer, B.; Jungwirth, P. Ultrasonic velocities, densities, viscosities, electrical conductivities, raman spectra, and molecular dynamics simulations of aqueous solutions of Mg(OAc)₂ and Mg(NO₃)₂: Hofmeister effect and ion pair formation. *J. Phys. Chem. B* **2005**, *109*, 24108–24120.
- (16) Vogel, A. I. *Textbook of Quantitative Inorganic Analysis*, 4th ed.; ELBS; Longman: U.K., 1985; p 316.
- (17) Wu, Y. C.; Koch, W. F.; Pratt, K. W. Proposed new electrolytic conductivity primary standard for KCl solutions. *J. Res. Natl. Inst. Stand. Technol.* **1991**, *96*, 191–201.
- (18) Millero, F. J.; Marino, F.; Vinokurova, F. Transition in speed of sound in concentrated electrolyte solutions. *J. Phys. Chem.* **1985**, *89*, 1062–1064.
- (19) Rohman, N.; Wahab, A.; Mahiuddin, S. Isentropic compressibility, shear relaxation time, and Raman spectra of aqueous calcium nitrate and cadmium nitrate solutions. *J. Solution Chem.* **2005**, *34*, 77–94.
- (20) Millero, F. J.; Ricco, J.; Schreiber, D. R. PVT properties of concentrated aqueous electrolytes. II. Compressibilities and apparent molar compressibilities of aqueous NaCl, Na₂SO₄, MgCl₂, and MgSO₄ from dilute solution to saturation and from 0 to 50 °C. *J. Solution Chem.* **1982**, *11*, 671–686.
- (21) Horvath, A. L. *Handbook of Aqueous Electrolyte Solutions*; Ellis Horwood: Chichester, 1985.

- (22) Mahiuddin, S.; Ismail, K. Concentration dependence of the viscosity of aqueous electrolytes. A probe into higher concentration. *J. Phys. Chem.* **1983**, *87*, 5241–5244.
- (23) Hefter, G.; May, P. M.; Sipos, P.; Stanley, A. Viscosity of concentrated electrolyte solutions. *J. Mol. Liq.* **2003**, *103/104*, 261.
- (24) Jenkins, H. D. B.; Marcus, Y. Viscosity *B*-coefficients of ions in solution. *Chem. Rev.* **1995**, *95*, 2695–2724.
- (25) Barthel, J.; Neuder, R. *Electrolyte Data Collection. Part I: Conductivities, Transference Numbers and Limiting Ionic Conductivities*; DECHEMA: Frankfurt am Main, 1992.
- (26) Casteel, J. F.; Amis, E. S. Specific conductance of concentrated solutions of magnesium salts in water–ethanol system. *J. Chem. Eng. Data* **1972**, *17*, 55–59.
- (27) Ding, M. S. Casteel–Amis equation: its extension from univariate to multivariate and its use as a two-parameter function. *J. Chem. Eng. Data* **2004**, *49*, 1469–1475 and references therein.

Received for review March 8, 2006. Accepted June 3, 2006. A.W. appreciates the Council of Scientific and Industrial Research, New Delhi, India, for the award of senior research fellowship.

JE060107N